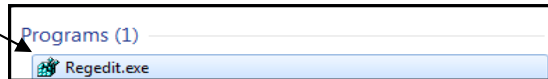


## Registration Keys For Canada

Problem: Registration Key for Canadian Libraries not working correctly.

Solution: Change the regional settings for your computer and alter the retrieved registration key

Have somebody with admin rights open up the registry editor. Open up the *run/search* function on your computer and type in 'regedit.' *Regedit.exe* should become available to select.



Based off of which OS you are running the file path may be different; look under:

-**HKEY\_LOCAL\_MACHINE**

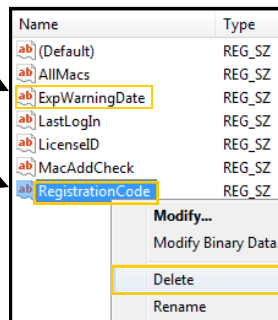
-**SOFTWARE**

-**Wow6432Node** (or **VB and VBA Program Settings** under **HKEY\_CURRENT\_USER**)

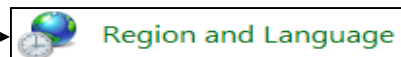
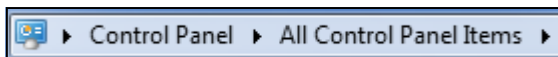
-**QuickDOC**

-**Initializations**

Once the Initializations folder had been highlighted you will see registry keys to the right. Right-click and *delete* the *RegistrationCode* and the *ExpWarningDate*.

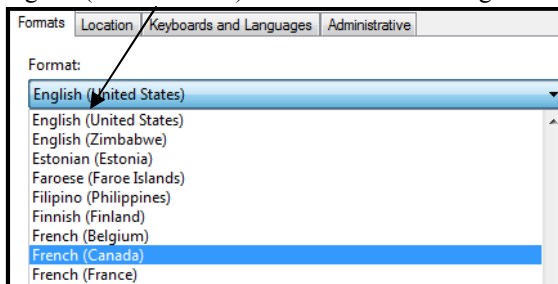


Open up the control panel and access the *Regional Settings*.



Change it to

English (United States) and then close the Regional Settings.



Close out of the registry editor as well if it still remains open and then open QDPortal. It will prompt you with a registration form. Follow the instructions for how to retrieve the registration key and activate it.

After it has been activated, open the License info under the setup screen in QDPortal. Switch the 1st **number** in the first and second string of the registration key with the 1st **number** in the third and fourth string and save the information.

Example: 05F0-8614-066C-65F7-16A7-16AC

Revised Key: 05F0-6614-066C-85F7-16A7-16AC